

**Shree Tulsi  
Online.Com Limited**

CIN NO.: L99999WB1982PLC035576

Date: - 19<sup>th</sup> July, 2021

To,  
The Secretary,  
**The Calcutta Stock Exchange Limited**  
7, Lyons Range,  
Kolkata – 700 001

To,  
Dy. General Manager,  
Corporate Relationship Department,  
**BSE Limited**,  
P. J. Tower,  
Mumbai – 400 001

Dear Sir,

**Sub: Submission of Distribution of Share Holding Pattern for the 01<sup>st</sup> Quarter ended June 30, 2021**

We attach herewith the Distribution of Shareholding Pattern as per Regulation 31 of SEBI (Listing Obligations and Disclosure Requirements) Regulations, 2015 for the 01<sup>st</sup> quarter ended June 30, 2021.

Kindly take the same on record & oblige.

Yours faithfully,

**For Shree Tulsi Online.Com Limited**

*Anisarin*  
**Vinod Kumar Bothra**  
(Whole Time Director)  
DIN: 00780848



**CC:**

Listing Department,  
**Metropolitan Stock Exchange of India Ltd. (MSEI)**  
Vibgyor Towers, 4th floor,  
Plot No C 62, G - Block,  
Bandra Kurla Complex,  
Bandra (E), Mumbai – 400 098

Encl.: As Above

### HOLDING OF SPECIFIED SECURITIES ANNEXURE - 1

1. Name of Listing Entity : SHREE TULSI ONLINE.COM LTD EQ FV RE 10/-

2. BSE Code: 590128, CSE Code: 25061 & MSEI Code: SHREETULSI/ST2/EQUITY

3. Share Holding Pattern Filed under: Reg. 31(1)(b) SHAREHOLDING AS ON : 30/06/2021

4. Declaration : The Listed entity is required to submit the following declaration to the extent of submission of information :-

|   | Particulars  | Yes* | No* |
|---|--|------|-----|
| 1 | Whether the Listed Entity has issued any partly paid up shares?                        |      | No  |
| 2 | Whether the Listed Entity has issued any Convertible Securities or Warrants?           |      | No  |
| 3 | Whether the Listed Entity has any shares against which depository reseipts are issued? |      | No  |
| 4 | Whether the Listed Entity has any shares in locked-in?                                 |      | No  |
| 5 | Whether any shares held by promoters are pledge or otherwise encumbered?               |      | No  |
| 6 | Whether Company has equity shares with differential voting right?                      |      | No  |
| 7 | Whether the listed entity has any significant beneficial owner?                        |      | No  |

\* If the Listed Entity selects the option 'No' for the questions above, the columns for the partly paid up shares, Outstanding Convertible Securities/Warrants, depository receipts, locked-in shares, No of shares pledged or otherwise encumbered by promoters, as applicable, shall not be displayed at the time of dissemination on the Stock Exchange website. Also wherever there is 'No' declared by Listed Entity in above table the values will be considered as 'Zero' by default on submission of the format of holding of specified securities

For Shree Tulsi Online.Com Limited

Vinod Kumar Bothra  
(Whole Time Director)  
DIN: 00780848

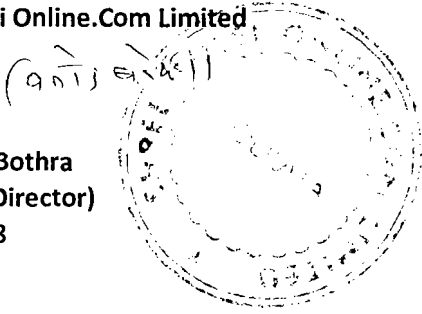


Table I - Summary Statement holding of specified securities

| Category (I) | Category of shareholder (II)   | Nos. of share holders (III) | No. of fully paid up equity shares held (IV) | No. of Partly paid -up equity shares held (V) | No. of shares underlying Depository Receipts (VI) | Total Nos. shares held (VII = IV+V+VI) | Shareholding as a % of total no. of shares (Calculated as per SCRR, 1957) (VIII) As a % of (A+B+C2) | No. of voting Rights held in each class of securities (IX) |          |                 | No of shares underlying outstanding convertible Securities (including warrants) (X) | Total Shareholding as a % assuming full Conversion of convertible securities(as a % of diluted share capital) (XI) = (VII)+(X) as a % of A+B+C2 | Number of Locked in shares (XII) |          | Number of shares pledged or otherwise encumbered (XIII) |                 | Number of equity shares held in dematerialized Form (XIV) |                                 |
|--------------|--------------------------------|-----------------------------|--|---|---|--|---|--|----------|-----------------|---|---|----------------------------------|----------|---|-----------------|---|---------------------------------|
|              |                                |                             |  |   |   |  |   | No. of voting Rights                                       |          |                 |   |   | Total as a % of (A+B+C)          | No. (a)  | As a % of Total shares held (b)                         | No. (a)         |   | As a % of Total shares held (b) |
|              |                                |                             |  |   |   |  |   | Class X  | Class Y  | Total           |   |   |                                  |          |   |                 |   |                                 |
| (A)          | Promoter and Promoter Group    | 12                          | 10554318                                     | 0   | 0   | 10554318                               | 45.18   | 10554318   | 0        | 10554318        | 45.18   | 0   | 0.00                             | 0        | 0.00  | 10554318        |   |                                 |
| (B)          | Public                         | 1916                        | 12808242                                     | 0   | 0   | 12808242                               | 54.82   | 12808242   | 0        | 12808242        | 54.82   | 0   | 0.00                             | N/A      | N/A   | 9249665         |   |                                 |
| (C)          | Non Promoter - Non Public      |                             |  |   |   |  |   |  |          |                 |   |   |                                  |          |   |                 |   |                                 |
| (C1)         | Shares underlying DRs          | 0                           | 0  | 0   | 0   | 0                                      | 0.00  | 0  | 0        | 0               | 0.00  | 0   | 0.00                             | N/A      | N/A   | 0               |   |                                 |
| (C2)         | Shares held by Employee Trusts | 0                           | 0  | 0   | 0   | 0                                      | 0.00  | 0  | 0        | 0               | 0.00  | 0   | 0.00                             | N/A      | N/A   | 0               |   |                                 |
|              | <b>Total</b>                   | <b>1928</b>                 | <b>23362560</b>                              | <b>0</b>                                      | <b>0</b>  | <b>23362560</b>                        | <b>100.00</b>   | <b>23362560</b>  | <b>0</b> | <b>23362560</b> | <b>100.00</b>   | <b>0</b>  | <b>0.00</b>                      | <b>0</b> | <b>0.00</b>   | <b>19803983</b> |   |                                 |



Table II - Statement showing Shareholding Pattern of the Promoter and Promoter Group

|       | Category & Name of the Shareholder (I)                              | PAN (II)    | Nos. of share holders (III) | No. of fully paid up equity shares held (IV) | No. of Partly paid-up equity shares held (V) | No. of shares underlying Depository Receipts (VI) | Total Nos. shares held (VII = IV+V+VI) | Shareholding % calculate as per SCRR 1957 As a % of (A+B+C2) (VIII) | No of voting Rights held in each class of securities (IX) |         |          | No of shares underlying outstanding convertible Securities (including warrants) (X) | Total Shareholding as a % assuming full Conversion of convertible securities(as a % of diluted share capital) (XI) = (VII)+(X) as a % of A+B+C2 | Number of Locked in shares (XII)    |        | Number of shares pledged or otherwise encumbered (XIII) |        | Number of equity shares held in dematerialized Form (XIV) |                                 |
|-------|---|-------------|-----------------------------|--|--|---|--|---|---|---------|----------|---|---|-------------------------------------|--------|---|--------|---|---------------------------------|
|       |   |             |                             |  |  |   |  |   | No of voting Rights                                       |         |          |   |   | Total as a % of Total voting rights | No.(a) | As a % of Total shares held (b)                         | No.(a) |   | As a % of Total shares held (b) |
|       |   |             |                             |  |  |   |  |   | Class X   | Class Y | Total    |   |   |                                     |        |   |        |   |                                 |
| 1     | Indian  |             |                             |  |  |   |  |   |   |         |          |   |   |                                     |        |   |        |   |                                 |
| (a)   | Individuals/HUFs  |             | 2                           | 1075769                                      | 0  | 0   | 1075769                                | 4.60  | 1075769   | 0       | 1075769  | 4.60  | 0   | 4.60                                | 0      | 0.00  | 0      | 0.00  | 1075769                         |
|       | UMESH KUMAR THAKER  | ACNPT6156B  |                             | 1071269                                      | 0  | 0   | 1071269                                | 4.59  | 1071269   | 0       | 1071269  | 4.59  | 0   | 4.59                                | 0      | 0.00  | 0      | 0.00  | 1071269                         |
|       | KULDEEP RAWAT   | AEEPR1254B  |                             | 4500   | 0  | 0   | 4500                                   | 0.02  | 4500  | 0       | 4500     | 0.02  | 0   | 0.02                                | 0      | 0.00  | 0      | 0.00  | 4500                            |
| (b)   | Central Govt./State Govt.   |             | 0                           | 0  | 0  | 0   | 0                                      | 0.00  | 0   | 0       | 0        | 0.00  | 0   | 0.00                                | 0      | 0.00  | 0      | 0.00  | 0                               |
| (c)   | Financial Institutions/Banks  |             | 0                           | 0  | 0  | 0   | 0                                      | 0.00  | 0   | 0       | 0        | 0.00  | 0   | 0.00                                | 0      | 0.00  | 0      | 0.00  | 0                               |
| (d)   | Any Other(specify)  |             |                             |  |  |   |  |   |   |         |          |   |   |                                     |        |   |        |   |                                 |
| (d-1) | Persons Acting In Concert(Corp.Bodies)                              |             | 6                           | 6580713                                      | 0  | 0   | 6580713                                | 28.17   | 6580713   | 0       | 6580713  | 28.17   | 0   | 28.17                               | 0      | 0.00  | 0      | 0.00  | 6580713                         |
|       | RAJASTHAN HORTICULTURE PRIVATE LIMITED                              | AACCR1023K  |                             | 1077088                                      | 0  | 0   | 1077088                                | 4.61  | 1077088   | 0       | 1077088  | 4.61  | 0   | 4.61                                | 0      | 0.00  | 0      | 0.00  | 1077088                         |
|       | SUNIL EXPORTS PVT LTD   | AAICS3538G  |                             | 1938750                                      | 0  | 0   | 1938750                                | 8.30  | 1938750   | 0       | 1938750  | 8.30  | 0   | 8.30                                | 0      | 0.00  | 0      | 0.00  | 1938750                         |
|       | JINPRABHU SECURITIES PVT LTD  | AAABCJ3435A |                             | 900000                                       | 0  | 0   | 900000                                 | 3.85  | 900000  | 0       | 900000   | 3.85  | 0   | 3.85                                | 0      | 0.00  | 0      | 0.00  | 900000                          |
|       | SIL LEASING & INDUSTRIAL FINANCE PVT LTD                            | AAICS3539H  |                             | 780000                                       | 0  | 0   | 780000                                 | 3.34  | 780000  | 0       | 780000   | 3.34  | 0   | 3.34                                | 0      | 0.00  | 0      | 0.00  | 780000                          |
|       | PRAMUKHSOFT TECHNOLOGIES (P) LTD                                    | AADCP3593M  |                             | 852000                                       | 0  | 0   | 852000                                 | 3.65  | 852000  | 0       | 852000   | 3.65  | 0   | 3.65                                | 0      | 0.00  | 0      | 0.00  | 852000                          |
|       | NIGANIA PROMOTERS PVT LTD   | AAACN3060A  |                             | 1032875                                      | 0  | 0   | 1032875                                | 4.42  | 1032875   | 0       | 1032875  | 4.42  | 0   | 4.42                                | 0      | 0.00  | 0      | 0.00  | 1032875                         |
| (d-2) | Directors   |             | 1                           | 28516  | 0  | 0   | 28516                                  | 0.12  | 28516   | 0       | 28516    | 0.12  | 0   | 0.12                                | 0      | 0.00  | 0      | 0.00  | 28516                           |
|       | ABHISHEK KUMAR JAIN   | ADDPJ4501D  |                             | 28516  | 0  | 0   | 28516                                  | 0.12  | 28516   | 0       | 28516    | 0.12  | 0   | 0.12                                | 0      | 0.00  | 0      | 0.00  | 28516                           |
| (d-3) | Directors Relatives   |             | 1                           | 961635                                       | 0  | 0   | 961635                                 | 4.12  | 961635  | 0       | 961635   | 4.12  | 0   | 4.12                                | 0      | 0.00  | 0      | 0.00  | 961635                          |
|       | ASHISH BHANSALI   | ATVPB9593P  |                             | 961635                                       | 0  | 0   | 961635                                 | 4.12  | 961635  | 0       | 961635   | 4.12  | 0   | 4.12                                | 0      | 0.00  | 0      | 0.00  | 961635                          |
| (d-4) | Persons Acting In Concert (Individuals)                             |             | 2                           | 1907685                                      | 0  | 0   | 1907685                                | 8.17  | 1907685   | 0       | 1907685  | 8.17  | 0   | 8.17                                | 0      | 0.00  | 0      | 0.00  | 1907685                         |
|       | BHANWARI DEVI BHANSALI  | AGVPB7878G  |                             | 708780                                       | 0  | 0   | 708780                                 | 3.03  | 708780  | 0       | 708780   | 3.03  | 0   | 3.03                                | 0      | 0.00  | 0      | 0.00  | 708780                          |
|       | MANJULA JAIN  | AENPJ7446L  |                             | 1198905                                      | 0  | 0   | 1198905                                | 5.13  | 1198905   | 0       | 1198905  | 5.13  | 0   | 5.13                                | 0      | 0.00  | 0      | 0.00  | 1198905                         |
|       | Sub Total (A)(1)  |             | 12                          | 10554318                                     | 0  | 0   | 10554318                               | 45.18   | 10554318  | 0       | 10554318 | 45.18   | 0   | 45.18                               | 0      | 0.00  | 0      | 0.00  | 10554318                        |
| 2     | Foreign   |             |                             |  |  |   |  |   |   |         |          |   |   |                                     |        |   |        |   |                                 |
| (a)   | Individuals(NRI/Foreign Individuals)                                |             | 0                           | 0  | 0  | 0   | 0                                      | 0.00  | 0   | 0       | 0        | 0.00  | 0   | 0.00                                | 0      | 0.00  | 0      | 0.00  | 0                               |
| (b)   | Government  |             | 0                           | 0  | 0  | 0   | 0                                      | 0.00  | 0   | 0       | 0        | 0.00  | 0   | 0.00                                | 0      | 0.00  | 0      | 0.00  | 0                               |
| (c)   | Institutions  |             | 0                           | 0  | 0  | 0   | 0                                      | 0.00  | 0   | 0       | 0        | 0.00  | 0   | 0.00                                | 0      | 0.00  | 0      | 0.00  | 0                               |
| (d)   | Foreign Portfolio Investor  |             | 0                           | 0  | 0  | 0   | 0                                      | 0.00  | 0   | 0       | 0        | 0.00  | 0   | 0.00                                | 0      | 0.00  | 0      | 0.00  | 0                               |
| (e)   | Any Other(specify)  |             |                             |  |  |   |  |   |   |         |          |   |   |                                     |        |   |        |   |                                 |
|       | Sub Total (A)(2)  |             | 0                           | 0  | 0  | 0   | 0                                      | 0.00  | 0   | 0       | 0        | 0.00  | 0   | 0.00                                | 0      | 0.00  | 0      | 0.00  | 0                               |
|       | Total Shareholding of Promoter and Promoter Group (A)=(A)(1)+(A)(2) |             | 12                          | 10554318                                     | 0  | 0   | 10554318                               | 45.18   | 10554318  | 0       | 10554318 | 45.18   | 0   | 45.18                               | 0      | 0.00  | 0      | 0.00  | 10554318                        |

Details of Shares which remain unclaimed may be given hear along with details such as number of shareholders, outstanding shares held in demat/unclaimed suspense account, voting rights which are frozen etc.

Note:

(1) PAN would not be displayed on website of Stock Exchange(s).

(2) The above format needs to be disclosed along with the name of following persons: Institutions/Non Institutions holding more than 1% of total number of shares.




Table III - Statement showing Shareholding Pattern of the Public Shareholder

| Category & Name of the shareholder (I)   | PAN (II)   | Nos. of share holders (III) | No. of fully paid up equity shares held (IV) | No. of Party paid-up equity shares held (V) | No. of shares underlying Depository Receipts (VI) | Total Nos. shares held (VII = IV+V+VI) | Shareholding % calculate as per SCRR 1957 As a % of (A+B+C2) (VIII) | No of voting Rights held in each class of securities (IX) |         |          | Total as a % of Total voting rights | No of shares underlying outstanding convertible Securities (including warrants) (X) | Total Shareholding as a % assuming full Conversion of convertible securities(as a % of diluted share capital) (XI) = (VII)+(X) as a % | Number of Locked In shares (XII) |                                 | Number of shares pledged or otherwise encumbered (XIII) |                                 | Number of equity shares held in dematerialized Form (XIV) |
|--|------------|-----------------------------|--|---|---|--|---|---|---------|----------|-------------------------------------|---|---|----------------------------------|---------------------------------|---|---------------------------------|---|
|  |            |                             |  |   |   |  |   | No of voting Rights                                       |         |          |                                     |   |   | No.(a)                           | As a % of Total shares held (b) | No.(a)  | As a % of Total shares held (b) |   |
|  |            |                             |  |   |   |  |   | Class X   | Class Y | Total    |                                     |   |   |                                  |                                 |   |                                 |   |
| <b>1 Institutions</b>  |            |                             |  |   |   |  |   |   |         |          |                                     |   |   |                                  |                                 |   |                                 |   |
| (a) Mutual Funds   |            | 0                           | 0  | 0   | 0   | 0                                      | 0.00  | 0   | 0       | 0        | 0.00                                | 0   | 0.00  | 0                                | 0.00                            | 0   | 0.00                            | 0   |
| (b) Venture Capital Funds  |            | 0                           | 0  | 0   | 0   | 0                                      | 0.00  | 0   | 0       | 0        | 0.00                                | 0   | 0.00  | 0                                | 0.00                            | 0   | 0.00                            | 0   |
| (c) Alternate Investments Funds  |            | 0                           | 0  | 0   | 0   | 0                                      | 0.00  | 0   | 0       | 0        | 0.00                                | 0   | 0.00  | 0                                | 0.00                            | 0   | 0.00                            | 0   |
| (d) Foreign Venture Capital Investors  |            | 0                           | 0  | 0   | 0   | 0                                      | 0.00  | 0   | 0       | 0        | 0.00                                | 0   | 0.00  | 0                                | 0.00                            | 0   | 0.00                            | 0   |
| (e) Foreign Portfolio Investors  |            | 0                           | 0  | 0   | 0   | 0                                      | 0.00  | 0   | 0       | 0        | 0.00                                | 0   | 0.00  | 0                                | 0.00                            | 0   | 0.00                            | 0   |
| (f) Financial Institutions/Banks   |            | 0                           | 0  | 0   | 0   | 0                                      | 0.00  | 0   | 0       | 0        | 0.00                                | 0   | 0.00  | 0                                | 0.00                            | 0   | 0.00                            | 0   |
| (g) Insurance Companies  |            | 0                           | 0  | 0   | 0   | 0                                      | 0.00  | 0   | 0       | 0        | 0.00                                | 0   | 0.00  | 0                                | 0.00                            | 0   | 0.00                            | 0   |
| (h) Provident Funds / Pension Funds  |            | 0                           | 0  | 0   | 0   | 0                                      | 0.00  | 0   | 0       | 0        | 0.00                                | 0   | 0.00  | 0                                | 0.00                            | 0   | 0.00                            | 0   |
| (i) Any other (specify)  |            |                             |  |   |   |  |   |   |         |          |                                     |   |   |                                  |                                 |   |                                 |   |
| Sub Total (B)(1)   |            | 0                           | 0  | 0   | 0   | 0                                      | 0.00  | 0   | 0       | 0        | 0.00                                | 0   | 0.00  | 0                                | 0.00                            | 0   | 0.00                            | 0   |
| <b>2 Central Government/State Government(s)/ President of India</b>  |            |                             |  |   |   |  |   |   |         |          |                                     |   |   |                                  |                                 |   |                                 |   |
| (a) Central Govt./State Govt.  |            | 0                           | 0  | 0   | 0   | 0                                      | 0.00  | 0   | 0       | 0        | 0.00                                | 0   | 0.00  | 0                                | 0.00                            | 0   | 0.00                            | 0   |
| Sub Total (B)(2)   |            | 0                           | 0  | 0   | 0   | 0                                      | 0.00  | 0   | 0       | 0        | 0.00                                | 0   | 0.00  | 0                                | 0.00                            | 0   | 0.00                            | 0   |
| <b>3 Non-Institutions</b>  |            |                             |  |   |   |  |   |   |         |          |                                     |   |   |                                  |                                 |   |                                 |   |
| (a) Individual   |            |                             |  |   |   |  |   |   |         |          |                                     |   |   |                                  |                                 |   |                                 |   |
| (ai) Ind-Hold nominal shr capital upto Rs.2L   |            | 1790                        | 1879844                                      | 0   | 0   | 1879844                                | 8.05  | 1879844   | 0       | 1879844  | 8.05                                | 0   | 8.05  | 0                                | 0.00                            | 0   | 0.00                            | 1062897   |
| (aii) Ind-Hold nominal shr capital in excess of Rs.2L  |            | 25                          | 4401814                                      | 0   | 0   | 4401814                                | 18.84   | 4401814   | 0       | 4401814  | 18.84                               | 0   | 18.84   | 0                                | 0.00                            | 0   | 0.00                            | 1676234   |
| BHARATI KANTHER  | 0000306    |                             | 508800                                       | 0   | 0   | 508800                                 | 2.18  | 508800  | 0       | 508800   | 2.18                                | 0   | 2.18  | 0                                | 0.00                            | 0   | 0.00                            | 0   |
| PRAKASH JAIN   | 0000315    |                             | 380100                                       | 0   | 0   | 380100                                 | 1.63  | 380100  | 0       | 380100   | 1.63                                | 0   | 1.63  | 0                                | 0.00                            | 0   | 0.00                            | 0   |
| SANGITA JAIN   | 0000299    |                             | 360000                                       | 0   | 0   | 360000                                 | 1.54  | 360000  | 0       | 360000   | 1.54                                | 0   | 1.54  | 0                                | 0.00                            | 0   | 0.00                            | 0   |
| SUGAN PANDIT   | AOSPP0991B |                             | 359561                                       | 0   | 0   | 359561                                 | 1.54  | 359561  | 0       | 359561   | 1.54                                | 0   | 1.54  | 0                                | 0.00                            | 0   | 0.00                            | 359561  |
| BHOLA PANDIT   | AKLPP1283B |                             | 607500                                       | 0   | 0   | 607500                                 | 2.60  | 607500  | 0       | 607500   | 2.60                                | 0   | 2.60  | 0                                | 0.00                            | 0   | 0.00                            | 607500  |
| SARLA JAIN   | 0000314    |                             | 780000                                       | 0   | 0   | 780000                                 | 3.34  | 780000  | 0       | 780000   | 3.34                                | 0   | 3.34  | 0                                | 0.00                            | 0   | 0.00                            | 0   |
| (b) NBFCs Registered with RBI  |            | 0                           | 0  | 0   | 0   | 0                                      | 0.00  | 0   | 0       | 0        | 0.00                                | 0   | 0.00  | 0                                | 0.00                            | 0   | 0.00                            | 0   |
| (c) Employees Trusts   |            | 0                           | 0  | 0   | 0   | 0                                      | 0.00  | 0   | 0       | 0        | 0.00                                | 0   | 0.00  | 0                                | 0.00                            | 0   | 0.00                            | 0   |
| (d) Overseas Depositories (holding DRs) (balancing figure)   |            | 0                           | 0  | 0   | 0   | 0                                      | 0.00  | 0   | 0       | 0        | 0.00                                | 0   | 0.00  | 0                                | 0.00                            | 0   | 0.00                            | 0   |
| (e) Any Other(specify)   |            |                             |  |   |   |  |   |   |         |          |                                     |   |   |                                  |                                 |   |                                 |   |
| (e-1) Corporate Bodies   |            | 99                          | 6523584                                      | 0   | 0   | 6523584                                | 27.92   | 6523584   | 0       | 6523584  | 27.92                               | 0   | 27.92   | 0                                | 0.00                            | 0   | 0.00                            | 6507534   |
| ZIPSY TIE-UP SERVICES PRIVATE LIMITED  | AAACZ1723A |                             | 1406333                                      | 0   | 0   | 1406333                                | 6.02  | 1406333   | 0       | 1406333  | 6.02                                | 0   | 6.02  | 0                                | 0.00                            | 0   | 0.00                            | 1406333   |
| RELIGARE FINVEST LTD   | AAFCS6801H |                             | 1891005                                      | 0   | 0   | 1891005                                | 8.09  | 1891005   | 0       | 1891005  | 8.09                                | 0   | 8.09  | 0                                | 0.00                            | 0   | 0.00                            | 1891005   |
| ZODIAC TIE-UP SERVICES PVT LTD   | AAACZ1725G |                             | 294610                                       | 0   | 0   | 294610                                 | 1.26  | 294610  | 0       | 294610   | 1.26                                | 0   | 1.26  | 0                                | 0.00                            | 0   | 0.00                            | 294610  |
| JAI HIND MARMO PVT. LTD.   | AAACJ7440G |                             | 592218                                       | 0   | 0   | 592218                                 | 2.53  | 592218  | 0       | 592218   | 2.53                                | 0   | 2.53  | 0                                | 0.00                            | 0   | 0.00                            | 592218  |
| AFFINITY FINANCIAL SERVICES PVT LTD  | AABCA3488N |                             | 508055                                       | 0   | 0   | 508055                                 | 2.17  | 508055  | 0       | 508055   | 2.17                                | 0   | 2.17  | 0                                | 0.00                            | 0   | 0.00                            | 508055  |
| KREPTON TRADERS PRIVATE LIMITED  | AACCK0658D |                             | 682754                                       | 0   | 0   | 682754                                 | 2.92  | 682754  | 0       | 682754   | 2.92                                | 0   | 2.92  | 0                                | 0.00                            | 0   | 0.00                            | 682754  |
| (e-2) Trusts   |            | 2                           | 3000   | 0   | 0   | 3000                                   | 0.01  | 3000  | 0       | 3000     | 0.01                                | 0   | 0.01  | 0                                | 0.00                            | 0   | 0.00                            | 3000  |
| Sub Total (B)(3)   |            | 1916                        | 12808242                                     | 0   | 0   | 12808242                               | 54.82   | 12808242  | 0       | 12808242 | 54.82                               | 0   | 54.82   | 0                                | 0.00                            | 0   | 0.00                            | 9249665   |
| Total Public Shareholding (B)=(B)(1)+(B)(2)+(B)(3)   |            | 1916                        | 12808242                                     | 0   | 0   | 12808242                               | 54.82   | 12808242  | 0       | 12808242 | 54.82                               | 0   | 54.82   | 0                                | 0.00                            | 0   | 0.00                            | 9249665   |
| Details of the shareholders acting as persons in Concert including their Shareholding (No. and %): 0   |            |                             |  |   |   |  |   |   |         |          |                                     |   |   |                                  |                                 |   |                                 |   |
| Details of Shares which remain unclaimed may be given hear along with details such as number of shareholders, outstanding shares held in demat/unclaimed suspense account, voting rights which are frozen etc. |            |                             |  |   |   |  |   |   |         |          |                                     |   |   |                                  |                                 |   |                                 |   |
| Note:  |            |                             |  |   |   |  |   |   |         |          |                                     |   |   |                                  |                                 |   |                                 |   |
| (1) PAN will not be displayed on website of Stock Exchange(s).   |            |                             |  |   |   |  |   |   |         |          |                                     |   |   |                                  |                                 |   |                                 |   |
| (2) The above format needs to be disclosed along with the name of following persons:   |            |                             |  |   |   |  |   |   |         |          |                                     |   |   |                                  |                                 |   |                                 |   |
| (3) W.r.t. the information pertaining to Depository Receipts, the same may be disclosed in the respective columns to the extent information available and the balance to be disclosed as held by custodian     |            |                             |  |   |   |  |   |   |         |          |                                     |   |   |                                  |                                 |   |                                 |   |




Table IV - Statement showing Shareholding Pattern of the Non Promoter - Non Public shareholder

|          | Category & Name of the shareholder (I)   | PAN (II) | Nos. of share holders (III) | No. of fully paid up equity shares held (IV) | No. of Partly paid-up equity shares held (V) | No. of shares underlying Depository Receipts (VI) | Total Nos. shares held (VII = IV+V+VI) | Shareholding % calculate as per SCRR 1957 As a % of (A+B+C2) (VIII) | No of voting Rights held in each class of securities (IX) |         |                                     | No of shares underlying outstanding convertible Securities (including warrants) (X) | Total Shareholding as a % assuming full Conversion of convertible securities(as a % of diluted share capital) (XI) =(VII)+(X) as a % of A+B+C2 | Number of Locked in shares (XII) |                                 | Number of shares pledged or otherwise encumbered (XIII) |                                 | Number of equity shares held in dematerialized Form (XIV) |       |
|----------|--|----------|-----------------------------|--|--|---|--|---|---|---------|-------------------------------------|---|--|----------------------------------|---------------------------------|---|---------------------------------|---|-------|
|          |  |          |                             |  |  |   |  |   | No of voting Rights                                       |         | Total as a % of Total voting rights |   |  | No.(a)                           | As a % of Total shares held (b) | No.(a)  | As a % of Total shares held (b) |   |       |
|          |  |          |                             |  |  |   |  |   | Class X   | Class Y |                                     |   |  |                                  |                                 |   |                                 |   | Total |
| <b>1</b> | <b>Custodian/ DR Holder</b>  |          |                             |  |  |   |  |   |   |         |                                     |   |  |                                  |                                 |   |                                 |   |       |
| (a)      | GDRs/ADRs/ADSs   |          | 0                           | 0  | 0  | 0   | 0                                      | 0.00  | 0   | 0       | 0                                   | 0.00  | 0  | 0.00                             | 0                               | 0.00  | 0                               | 0.00  | 0     |
|          | Sub Total (C)(1)   |          | 0                           | 0  | 0  | 0   | 0                                      | 0.00  | 0   | 0       | 0                                   | 0.00  | 0  | 0.00                             | 0                               | 0.00  | 0                               | 0.00  | 0     |
| <b>2</b> | <b>Employee Benefit Trust (under SEBI (Share Based Employee Benefit Regulations, 2014)</b> |          | 0                           | 0  | 0  | 0   | 0                                      | 0.00  | 0   | 0       | 0                                   | 0.00  | 0  | 0.00                             | 0                               | 0.00  | 0                               | 0.00  | 0     |
|          | Sub Total (C)(2)   |          | 0                           | 0  | 0  | 0   | 0                                      | 0.00  | 0   | 0       | 0                                   | 0.00  | 0  | 0.00                             | 0                               | 0.00  | 0                               | 0.00  | 0     |
|          | Total Non-Promoter-Non Public Shareholding (C) = (C)(1)+(C)(2)                             |          | 0                           | 0  | 0  | 0   | 0                                      | 0.00  | 0   | 0       | 0                                   | 0.00  | 0  | 0.00                             | 0                               | 0.00  | 0                               | 0.00  | 0     |



|        |      | Details of the significant beneficial owner (I) |             | Details of the registered owner (II) |  |             | Details of holding/ exercise of right of the SBO in the reporting company, whether direct or indirect *:(III)<br>Whether by virtue of: |                 |  |                     |                                   |   |
|--------|------|---|-------------|--------------------------------------|--|-------------|--|-----------------|--|---------------------|-----------------------------------|---|
| Sr. No | Name | PAN/Passport No. in case of a foreign national  | Nationality | Name                                 | PAN/Passport No. in case of a foreign national | Nationality | Shares %   | Voting rights % | Rights on distributable dividend or any other distribution % | Exercise of control | Exercise of significant influence | Date of creation / acquisition of significant beneficial interest* (IV) |
|        |      |   |             |                                      |  |             |  |                 |  |                     |                                   |   |
|        |      |   |             |                                      |  |             |  |                 |  |                     |                                   |   |
|        |      |   |             |                                      |  |             |  |                 |  |                     |                                   |   |
|        |      |   |             |                                      |  |             |  |                 |  |                     |                                   |   |

For Shree Tulsi Online.Com Limited

Vinod Kumar Bothra  
(Whole Time Director)  
DIN: 00780848

